

TEACHERS ONLY:

WARMER: Describe the images.

**Where are the people? What are they doing?
Do you have the same or similar experiences?**




TOPIC: TRAVELING

FOCUS: grammar,

Present perfect

tense, speaking

Level: B1



- Ask the student to read and answer the questions.

- Additional questions:

Have you ever been to the UK/France?

Have you ever seen the Eiffel tower/London Bridge?

Have you ever travelled by plane?

Have you ever taken a photo that you really liked?

(For group lessons, you can ask students, “What other places have you visited?”

TEACHERS ONLY:

We use the **present perfect tense** to talk about **experiences** we have had **at an unspecified time in the past**. These experiences are part of our life up to now.

Structure:

- **Positive:** Subject + have/has + past participle + object
(e.g., *I have visited Paris.*) - we don't know when
- **Negative:** Subject + have/has not (haven't/hasn't) + past participle + object.
(e.g., *I have never visited Paris.*)
- **Question:** Have/Has + subject + ever + past participle + object?
(e.g., *Have you ever visited Paris?*)

You can use the timeline on this or the next slide to explain to students that we use present perfect tense to talk about experiences we had, or did not have from the moment we were born until now, or at the time in the past that is not specified (we don't know when).

At this stage, you don't need to explain what the past participle is, as this will be explained on the next slide.

NOW



FOR TEACHERS ONLY:

1. You can use the flashcard below to check the students' knowledge of some most common verbs related to travelling.

Copy and paste the link into your browser and share screen if you can.
<https://www.iheartenglish2.co.uk/teaching-resources>

Alternatively use the next slide containing the following verbs:

1.	TRAVEL	TRAVELLED
2.	VISIT	VISITED
3.	GO	GONE
4.	SEE	SEEN
5.	TAKE	TAKEN
6.	BOOK	BOOKED
7.	PLAN	PLANNED
8.	CLIMB	CLIMBED
9.	CHECK IN	CHECKED IN
10.	SWIM	SWAM
11.	GET	GOT (UK), GOTTEN (US)
12.	LOSE	LOST
13.	EAT	EATEN
14.	FLY	FLOWN

2. For higher level learners, you can encourage students to form sentences based on what they can see on the pictures. Or you can ask questions. For example:

Flashcard 6: GET

**Have you ever gotten (got) lost when you were travelling?
What happened?**



For teachers only.

Speaking practice. Please copy and paste into your browser or visit our website and share your screen.

<https://www.iheartenglish2.co.uk/teaching-resources>